

Driveline

Geelong Inc.

June 2018



Magazine of the
Geelong 4wd Club
www.geelong4wdclub.org.au

GET EQUIPPED AT **TJM** GEEELONG



TJM Geelong. 27 Baldwin Ave North Geelong 3215
p. 03 5277 1444 | f. 03 5277 1433

info@tjmgeelong.com.au | www.tjmgeelong.com.au | [f /tjmgeelong](https://www.facebook.com/tjmgeelong)

TJM EQUIPPED
ON AND OFF ROAD. WORK OR PLAY.



Driveline

What's happening??????

13 th June @ 7.30pm	General Meeting
27 th June @ 7.30pm	Committee Meeting
9 th June - 11 th June	Moonambel Muster
24 th July - 15 th Aug	Cape York 2018

If you have any trips or events you want to include please send an email to either the Trip Co-ordinator or Editor two weeks before the next General Meeting.
Please: If you have any trip reports (past or present) send them through for inclusion in the magazine.

For further info about upcoming Club Trips,
 Have a look on the web: www.geelong4wdclub.org.au

In This Issue

- Contact & Committee Details
- General Meeting Minutes
- FWDV Information
- The Pres Says
- Funny Caption
- Up Coming Trips
- Campfire Tasties
- Birthday Wishes
- Monthly Member Awards
- Member Vehicle Safety
- Club Notices
- Wyperfeild National Park
- McMicheals Hut Rebuild
- Moonambel Muster
- Moonambel Reccy Run
- Club Clothing

Monthly meetings are held on the 2nd Wednesday of each month at 7.30pm
Visitors and new members welcome.
Next General Meeting: Wednesday 13th June 2018,
 Meeting Starts @ 7.30pm
Next Committee Meeting: Wednesday 27th June 2018, 7:30pm at Clubrooms

For more information email: info@geelong4wdclub.org.au

Committee 2017-2018

PRESIDENT	Byron Willey	- president@geelong4wdclub.org.au
VICE PRESIDENT	Mark Mensch	- vice.president@geelong4wdclub.org.au
SECRETARY	Shez Tedford	- secretary@geelong4wdclub.org.au
ASSISTANT SECRETARY	Vacant	- assist.secretary@geelong4wdclub.org.au
TREASURER	Juanita Mountjoy	- treasurer@geelong4wdclub.org.au
ASSISTANT TREASURER	Graeme Jeffrey	- assist.treasurer@geelong4wdclub.org.au
TRIP COORDINATOR	Dave Hamann	- trips@geelong4wdclub.org.au
PRO (Public Relations Officer)	Ken Mellross	- public.relations@geelong4wdclub.org.au
EDITOR	Warren Tedford	- editor@geelong4wdclub.org.au
ORDINARY MEMBERS	Geoff Davey Adam Cameron Kelvin Rogers	- member1@geelong4wdclub.org.au - member2@geelong4wdclub.org.au - member3@geelong4wdclub.org.au - member4@geelong4wdclub.org.au
REGIONAL REPRESENTATIVE for Great Otway National Park	Matthew Mountjoy	- region.rep@geelong4wdclub.org.au
ASSOCIATION REPRESENTATIVE	Vacant	- assoc.rep@geelong4wdclub.org.au
WEBMASTER	Danny Sparks-Cousins	- webmaster@geelong4wdclub.org.au
EQUIPMENT OFFICER	Kelvin Rogers	- equipment@geelong4wdclub.org.au
SOCIAL CO-ORDINATOR	Allie Hamann	- social@geelong4wdclub.org.au



Postal Address: Geelong Four Wheel Drive Club
PO Box 976
Geelong Vic 3220

Minutes of the General Meeting

Minutes of the General Meeting

Held at ARB Geelong 9th May 2018

Meeting opened.by Mark Mensch.7.30pm

Minuted by: ..Shez Tedford

Apologies: Kelvin Rogers, Beth Rogers, Justin Rogers, Byron Willey, Renee Willey, Steve Parker, Bill and Helga Taft, Martin Brayshaw, Rick Neville.

New Members: . Travers Jenner

Visitors .Jai Sebastioni, Bruce Whitten, Levi Brocks, Rob and jenny Rossiello, Chad Barnes, Heath Barnes.

Business arising from the Minutes: . No Business arising

Correspondence in:

1. Statement from COGG
2. Invoice from COGG

Correspondence out:

1. Drive line
2. Invoice sent to FWDV for the use of our club rooms
3. Previous minutes

Association

Level 2 First aid Course and CPR Update to be held on Saturday 26th May at Wellness on Wellington. 1101 wellington road Rowville

National 4x4 show are offering sites free for their upcoming event.

Education day has been changed to sat 6th October.

Previous minutes are correct. (P)Juanita Mountjoy (s)Allie Hamann

Business arising from the correspondence: none, therefore no need for P and S

Treasurer's report: Tabled until the June meeting

Editor: Please send in any photos and trip reports for the magazine. Last months funny caption was won by Keith Murdoch.

Public Relations Officer: No report

Regional Rep: There is a Regional rep meeting at Rainbow in the Western District on 19th/20th May 2018

Social. No report.

Trip Co-ordinator: Past events: .As per Mag

Upcoming events: As per Mag

Web Master: Web site is updated. Asking for content.

General business:

1. we need to have numbers for Moonambel
2. Thankyou to ARB for giving up their time for our club to have our meeting at their premises.

Meeting closed: 7.50pm

Next meeting: 13th June 2018

FWDV Information

Level 2 First aid Course and CPR Update to be held on Saturday 26th May at Wellness on Wellington.
1101 wellington road Rowville
National 4x4 show are offering sites free for their upcoming event.
Education day has been changed to sat 6th October.

FWDV MEETING DATES

Please note the following FWDV meeting dates on your Club calendars. ALL Club members are welcome to attend these meetings and we trust you will encourage them to do so. Agendas and further information will be advised closer to the dates.

Saturday 24.03.18 – General Meeting at Geelong



Saturday 16.06.18 – General Meeting at Tendebeck Hall, Doncaster

Saturday 15.09.18 – General Meeting at Tatura

Monday 12.11.18 – Annual General Meeting

The Pres says



. Hi All,

Well this month sees us having the main club event for the year. There is going to be some great prizes for our mega raffle on the Sunday night.

Saturday night sees us feasting on those scrumptious baked potatoes once again and then socialising around the fires while listening to the sounds of Ryan Bell our music man.

There will be plenty of trips going out as usual and it's sure to be another awesome year at Moonambel. I hope to see you all there

Cheers

Byron

President Geelong Four Wheel Drive Club

Funny Caption please This Month's photo needs a funny caption

Please send through your answers to the Editor for your chance to win a Club Voucher for use at the bar
Email to editor@geelong4wdclub.org.au



Up Coming Trips

TRIP

8th June - 11th June 2018

Moonambel Muster

Trip Leader	Dave Hamann
Tail End Charlie	TBA
Trip Classification	Medium
Vehicle Limit	10
Meeting Place	TBA
Meeting Time	TBA
Essentials	UHF radio, good tyres, Air Compressor, Recovery gear

TRIP

24th July - 15th August

Cape York 2018

Trip Leader

Warren & Shez Tedford

Tail End Charlie

TBA

Trip Classification

Medium

Vehicle Limit

10

Meeting Place

TBA

Meeting Time

Tba

Essentials

UHF radio, good tyres, Air Compressor, Snorkel, Winch, & recovery Gear

Campfire tasties

Billy can beer and bacon damper



INGREDIENTS

- 2 tablespoons olive oil
- 1 small red onion, halved, thinly sliced
- 2 middle bacon rashers, trimmed, cut into matchsticks
- 1 tablespoon Always Fresh Relish Chilli Jam
- 450g (3 cups) self-raising flour
- 2 teaspoons chopped fresh rosemary

- 1/2 teaspoon sea salt
- 280ml beer, at room temperature

Select all ingredients

ADD TO SHOPPING LISTSHOP INGREDIENTS NOWPRINT RECIPE

METHOD

- **Step 1** Grease and line the base only of a 1.5L billy can with baking paper. Heat 1 tbs of oil in a frying pan over medium-low heat. Add onion and cook, stirring, for 7 minutes or until soft. Stir in bacon for 6 minutes or until golden. Stir in the jam for 2 minutes or until lightly caramelised. Season. Transfer to a bowl to cool for 10 minutes.
- **Step 2** Meanwhile, combine flour, rosemary and salt in a large bowl. Season with pepper. Make a well in the centre. Add beer and remaining oil. Stir to form a soft, sticky dough. Turn onto a lightly floured surface. Knead for 5 minutes or until smooth and elastic. Roll out dough to a 20 x 35cm rectangle. Spread with onion mixture. Roll up lengthways to form a sausage shape. Holding each end, twist dough to expose some onion mixture. Shape into a coil and place in prepared billy can. Set aside in a warm place for 30 minutes to rest.
- **Step 3** Preheat enclosed barbecue on low. Place billy can on tray. Cook with hood down for 40 minutes or until golden and dough sounds hollow when tapped. Stand for 5 minutes. Remove from billy can and serve warm.

Camping Mac and Cheese



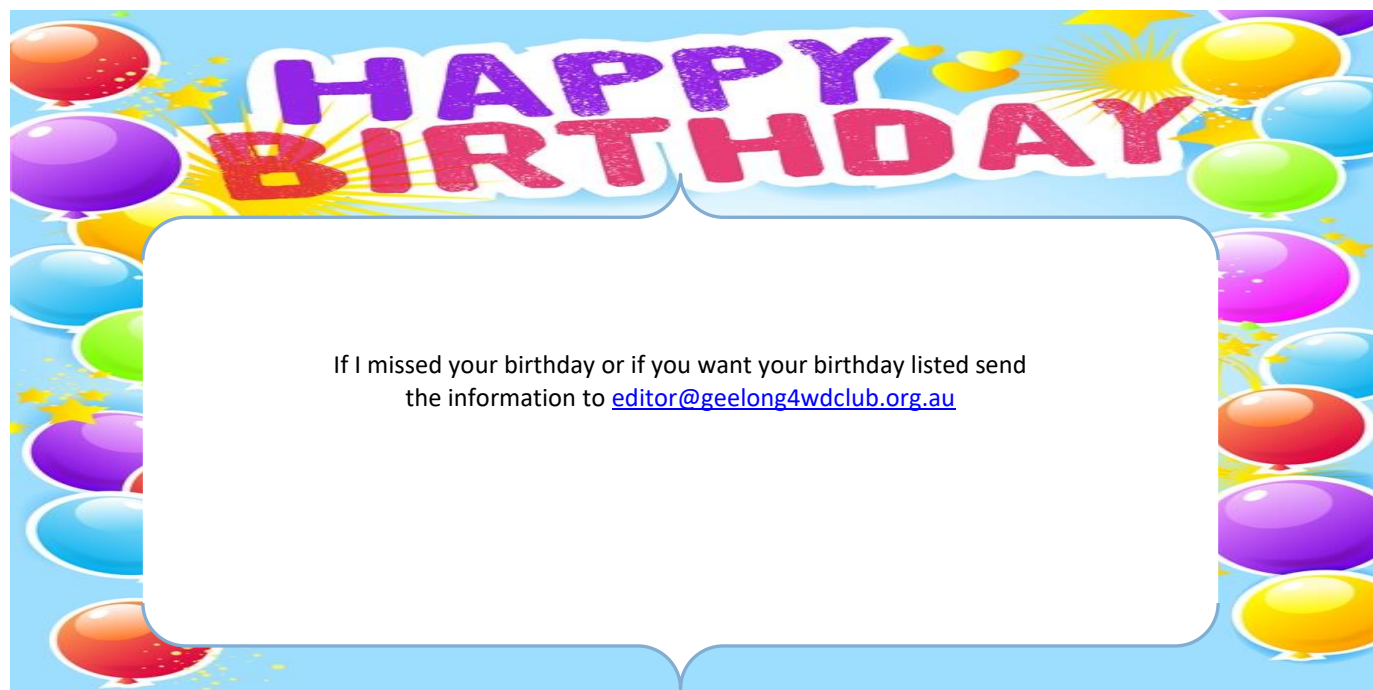
Mac and cheese is a favourite amongst most picky eaters so take it on the road with you for easy camping food during your holiday.

You'll need:


- cooked elbow macaroni
- store bought alfredo sauce
- parmesan cheese
- mozzarella cheese
- cheddar cheese
- half & half
- salt & pepper

1. Cook pasta according to directions.
2. Once the pasta is done cooking, rinse it with cool water and drain well. Then stir in all of the ingredients and that's basically it.
3. You want to cool down your pasta so the cheese doesn't melt. The last thing you want is a glob of cheese in the middle of your dish.
4. Divide the mac and cheese in between mini aluminum pie tins. Top with more cheese. At this point, you can cover with aluminum foil and pack up for the cooler if you're making it ahead of time.
5. Once ready to cook, head over to the BBQ where you'll want to make sure to place on the grill so the tins aren't directly on your heat source.
6. Heat up the mac and cheese for 8-10 minutes or until hot and cheesy.

Happy Birthday wishes



LUMBERJACK CAMPER TRAILERS



GLENAIRE AUTOMATIC DOUBLE FOLD



\$31,999

FINANCE FROM \$124 P/W*

Featuring 2 x 100L
Water Tanks & 3 Deep
Cycle Batteries



ALLENDALE FORWARD FOLD WITH SLIDE OUT



\$21,999

FINANCE FROM \$90 P/W*

Featuring Queen Bed,
Slide Out Double Bed &
Convertible Queen Bed



JOHANNA FORWARD FOLD



\$24,999

FINANCE FROM \$101 P/W*

Featuring Large Fridge
Slide & Fully Installed
Breakaway Unit



BUCKLEY FORWARD FOLD



\$18,999

FINANCE FROM \$78 P/W*

Featuring Gas Cooktop &
Spare Tyre Rack With 2
Spare Tyres

Visit Us Today At Our Showrooms In Victoria & Queensland

VIC - 295 Thompson Rd, North Geelong

QLD - 1/8 Boyland Ave, Coopers Plains

lumberjackcampertrailers.com.au

1300 30 40 45

Opening Hours Vary By Location

Monthly Member Awards

Monthly Member Door prize

Come along to a General meeting at the Clubrooms and you are in with a chance to win .

Each Month all financial Members Name's will go into the Draw. If the Member is in attendance they will receive a Club Voucher to the value of \$10



Prize Winners from our
General Meeting Night
At ARB Geelong

Proudly supporting Geelong people and events for over 30 years



Photo Circa 1982

Now in 3 locations across Geelong, the Surfcoast and Bellarine.

KERR'S HIRE

North Geelong - Cnr Dunn & Edols St Ph: 5278 6011

Grovedale - 21 Essington St Ph: 5245 7877

Ocean Grove - 2 Smithton Gr Ph: 5255 1344

www.kerrshire.com.au

Geelong 4wd & Camping
324 Melbourne Rd
North Geelong
Ph 52779697

Geelong Tyrepower
324 Melbourne Rd
North Geelong
Ph 52779922

Lewis Tyrepower
2 High St
Belmont
Ph 52413808

Drysdale Tyrepower
25 Murradoc Rd
Drysdale
Ph 52515232

Torquay Tyrepower
4 Winki Way
Torquay
Ph 52647222



Member Vehicle Safety

Basic Recovery Gear Includes

First Aid Kit
Emergency Contact Details
Rated Recovery Points Front and rear
Rated Bow Shackle

Known Medical History details form
Operating UHF radio
Your own Recovery Gear !!!!!

Self Recovery Gear includes

Winch for self recovery on Medium to Hard Trips
Max Trax or such for Beach Trips eg Beachport
Shovel and Toilet paper
Rated Drag chain

These are some items but please see Dave Haman for further details to ensure that when you get stuck people are using your gear to get you out and not theirs !!!!!

Club Notices

MEMBERS ARE INVITED TO PLEASE SEND THROUGH PHOTOS, TRIP REPORTS AND NEWS FOR OUR DRIVELINE MAGAZINE AND WEBSITE.

MAGAZINE : editor@geelong4wdclub.org.au

WEBSITE : webmaster@geelong4wdclub.org.au

Check Club Website for News, Trips past, and updates to the site

<http://geelong4wdclub.org.au/>

✉ HAVE YOU MOVED HOUSE OR CHANGED YOUR EMAIL ADDRESS ?

If you have moved and/or changed your telephone numbers, please advise the club so that all of our correspondence will reach its destination. With all the great Trips and Functions going on you need to stay in touch . The Club magazine Driveline is now emailed to those who have a current email address. Please let a committee member know your email. editor@geelong4wdclub.org.au

Trip report for Wyperfeld National Park and Big Desert 4th-6th May

A small but quality group left the clubrooms at 7am on a very chilly Friday morning at 7am to head for Wyperfeld. We recaffienated at Avoca and continued to Patchewollock to refuel and head into the national park where the Casuarina Camp ground is just down the road after turning left.

After a quick set up of Warren and Shez's soon to be "old van" and Warren demonstrating his considerable backing skills, we set off for a quick spin of the north east section of the park. This involved getting slightly lost to the south of O'Sullivan's Pine Plains Lodge. All good, we found our way our way through some interesting sandy but treed tracks to emerge to the west of the lodge into much more open, grassy terrain along the Wirrengren Plain. Along the way we found some old bores and then arrived at the base of O'Sullivan's lookout. We walked about a kilometre to the lookout for some great panoramic views, although some felt it was much further! On the way back we took a "shortcut" down the steep sandy face of the lookout. Fortunately the pink ribbons that Hansel and Gretel had tied to the trees stopped us from getting lost on the way to the car park.


We continued around the Wirrengren Plain checking out the Snowdrift sand hill and camping area before returning to camp for some obligatory ambience and overtraining.

Day 2 was always going to be a long day and in retrospect was a little over ambitious. We headed south down Eagle Track and North-South Track to Wonga camp. This was mainly uneventful apart from a few big whoop-de-do's over some rises. After bottoming out the suspension on one, my co-pilot (Tim) suggested that I had probably just bent my new underbody protection plates; I said "no way", but Tim was right! Good fun but.

After Wonga we continued south on bitumen to arrive back on sandy tracks to the east of Lake Albacutya. Plenty of kangaroos and ostriches, oops, I mean emus there. We partially circumnavigated the lake, then cut across the southern park border to Milmed Rock track. This is about 60km of sandy track which is generally pretty easy, but with a few dunes which were a bit of fun. Not far up the track was a short steep track to a lookout, but we couldn't get up without deflating tyres (even with the fog lights on) so we left that for another day in the interest of time. We checked out Round Swamp Camp which would be a good camp site for a future trip. Then on to the not so famous Milmed rock; less impressive than Ayres Rock but one of the few rocky structures in the park. On to the Murrayville-Nhill Rd and then to Big Billy Bore Camp, another good future camp site. By the time we reached Deliso track which leads to the "BIG DUNE" it was 3.30pm. We really should have headed back to camp but Big Dune just had to be done...and it is a lot of fun!! With all those attempting it reaching the top (one way or another) we headed back to Murrayville, airing up and then back to Casuarina. We collected wood on the way and arrived back at camp at 8pm... later than planned. We covered about 375 km for the day, which was too much, but we did see a lot. "Some" of us were a bit puffed out after a long day in the saddle and didn't train as hard as the night before, but there was good ambience.


The next day we made a slow start and made our way home.
Overall it was a great weekend with much knowledge gained for future trips in the region. Thanks once again to Warren, Shez, Kevin and Tim for a fantastic weekend.

Cheers
Geoff Davey









McMicheals Hut Chimney Rebuild. 18th/20th May 2018

Trip Leaders. Warren and Shez Tedford

Participants. Byron Willey, Josh Willey and Kevin Livesay

McMichael's Hut is situated off Kellys Lane on Arbuckle plain.

McMichael's hut was rebuilt where it stands today around 1972(ref. Alpine Heritage survey)

At a height of 1400 metres above sea level this area is subject to extreme weather conditions and therefore the gates to this hut and others are closed during the winter months. Because of the fragility of this area and the peat soil Kellys lane is closed earlier than the normal seasonal closures to protect the fragile landscape and this is determined jointly between parks Vic and Four Wheel Drive Victoria.

The Geelong 4WDClub was approached by Wayne Peterken, from the VHCHA to see if our club would be interested in assisting Parks Vic in rebuilding the chimney as it was in great need of attention to protect the hut going forward.

The club agreed.

Plans were drawn up of the outside of the chimney and Wayne Foon from Parks Heyfield obtained all the materials needed to re clad the outside chimney structure and all the bricks etc need to repair the fire place.

On the 18th May members of our Geelong 4wclub met at the Thomastown camp ground which is just outside the closed gate. Great camping area with plenty of room. We set up camp and while we waited for Wayne Foon to arrive we went for a drive down to Moroka hut and also gathered wood for our camp fires.

On Saturday morning we headed up to hut to begin our work. We were so lucky with the weather on Saturday. Blue sky and sunshine, perfect working condition.

Below is the work that was carried out on McMichael's.

- 1.Removed necessary existing gal iron cladding to expose the frame and brick work.
- 2.the existing frame work was in good condition and we were able to use it





3. A 4mm plate and steel baffles were secured to the frame work and the chimney was reclad in corrugated iron.

4. Holes in the existing brick work were repaired with new bricks where needed and new bricks were laid on the inside of the existing brick work creating a double brick fire place.

5. A steel lintel was secured to the front of the fire place to stop any logs from rolling out. New bricks were laid in front of the fire place for added protection.

6. The old mantle piece was replaced with a new piece of timber.





We returned on Sunday ready to put the last of the corrugated iron on the outside and finish the fire place. However, the wind had picked up making it unsafe to be handling iron. It was decided that Wayne and his crew would return and finish the chimney when the weather permitted and the rangers had the time.

The hut already looks great and will stand the test of time now for many years.

This was a great experience for our Geelong 4x4 club to be involved in this project and we are proud to be assisting in projects like this one.


On behalf of our Geelong 4x4 club thank you to Wayne Peterken from VHCHA, and Wayne Foon from Parks Heyfeild for sourcing materials ,supplying all the tools and transporting all the equipment needed to do the work .

I would like to thank our Geelong 4x4 members for giving up their time to come up and help with this repair.

Shez Tedford.

DON'T FORGET YOUR BADGE

BADGES - It is great to wear your badge at all monthly meetings, events and community activities.



Moonambel Muster 2018 is just around the corner,

Once again Moonambel Muster is shaping up to be the major club event for the year, currently we have over 60 4wd's booked in for the Queen's birthday long weekend so far.

A large number of members have all helped out in the back ground to ensure this year's event goes as smooth as always.

A change to the usual entrance tent this year will see our new sponsors of Lumberjack campers having one of their campers on display as our entrance tent. I'm sure you would all be welcome to have a look throughout it over the weekend. Tim & Chris are your go to men for more information over the weekend.

This makes room for our original TJM entrance tent to be transformed into the TJM Trip Headquarters, which will be used to advertise upcoming trips and trip bookings

Just a quick reminder that if you have booked a Powered site for the event. Power is limited to electric blankets and not fan heaters etc. If the power goes out due to overloading it will be left off for 30 minutes for the breakers to cool down before resetting.
for over the weekend.

Our other sponsors are all on board as they always are, but I don't want to spoil the surprise of what's on offer.

If you are attending this year's event, I suggest you raid the kid's piggy bank for some extra money because we have some awesome prizes that you really don't want to miss out on

For those who aren't unable to attend the weekend try and book out the time off for next year, it is a relaxed way to meet new and old members with a friendly atmosphere.

See you all at the event,

Kind regards Dave and the Moonambel organising Committee.

Moonambel Reccy Run

Thank you to everyone that came along for the reccy on the weekend to help clear tracks and map out trips for our Muster. We had beautiful weather and awesome nights around the fire (a special thanks to Hollie for helping collect sticks to start the fires). Looking forward to the Muster, to those who haven't booked yet, please get in touch with Allie Hamann (social coordinator) as soon as possible, as places are filling fast.



Club Clothing

Dear Members,

Club uniforms can be obtained by any financial member by going into Hip Pocket at 180 Latrobe Terrace, West Geelong Ph 03 5224744.

So just head in and try on your size in the Navy Blue Only, produce your club Id card and place your order with the logos on and then pink up when ready.



Polo \$33.00



Good Shirt \$64.95



Vest \$70.00




Hoodie \$53.00

All prices include Embroidery

At ARB Geelong...

We Get It



BULL BARS & PROTECTION



ROOF RACKS



CANOPIES & UTE LIDS



SUSPENSION UPGRADES



CAMPING GEAR



DRIVING LIGHTS






TOWING



DRAWERS & STORAGE



4X4 ACCESSORIES

ARB.COM.AU | 304 THOMPSON RD, NORTH GEELONG 3215 | TEL. + 03 5272 2611 |   

TRIP LEADERS REQUIRED

Just about anyone can lead a trip with a little guidance from an experienced club member. Day trips are very easy to organise; they don't necessarily need to be technically challenging or complicated - it might simply be a tour through some local bush scenery, a picnic or a trip to the local wineries.

If you would like to lead a trip for the Club but are a little unsure of how to go about it - Simply contact the **Trip Co-ordinator** trips@geelong4wdclub.org.au - or speak to one of the more experienced members who would be happy to give you some advice.

We would also love to hear from more experienced members interested in leading trips

CLUB SPONSOR LINKS AND WEBSITE INFORMATION

TJM GEELONG : <http://www.tjmgeelong.com.au/>

KERR'S HIRE : <http://www.kerrshire.com.au/>

LEWIS TYRE POWER: <http://www.tyrepowergeelong.com.au/us/locationbelmont.aspx>

LUMBERJACK CAMPER TRAILERS <http://www.lumberjackcampertrailers.com.au/>

ARB GEELONG <https://www.arb.com.au/stores/arb-geelong/>

Dont forget to add these businesses to your facebook collection for Sales and deals.

TJM GEELONG

KERRS HIRE

LEWIS TYREPOWER

LUMBERJACK CAMPERS

ARB GEELONG

Please support these businesses who support your Club !!!!!!!

0

The opinions expressed in this magazine are not necessarily those of the Geelong Four Wheel Drive Club and/or the Editor and any article tendered for publication will be at the discretion of the Committee.

All correspondence should be addressed to:

The Secretary

Geelong Four Wheel Drive Club

PO Box 976